
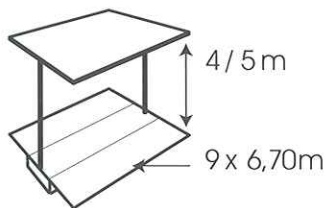
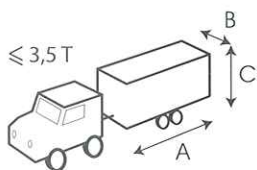




ASPECTS PRATIQUES PRACTICAL ASPECTS/PRAKTISCHE ASPEKTE



REMORQUE/TRAILOR/ANHÄNGER

Longueur (A)/Lenght/Länge.....10,50 m
 Largeur (B)/Width/Breite.....2,50 m
 Hauteur (C)/Height/Höhe.....3,80 m
 Poids/Weight/Gewicht.....3,5T
 Signalisation/Electrical road signs/Signalgebung.....CEE

PLANCHER/STAGE FLOOR/PODEST

Longueur x Largeur/Lenght x depth/Länge x Breite..9 x 6,70 m
 Haut.plancher sol/Height-Stage Floor/Podest höhe 0,90/1,50 m
 Résistance/Floor resist./Widerstand des Bodens...500Kg/m²
 Surface/Area/Oberfläche.....60,30 m²
 Type/Material/Matériau..... Plancher extérieur/exterior plywood

TOITURE/ROOF/DACH

Clearance/Clearance/ClearanceTyp.....4 / 5 m
 Poteau arrière (G)/Back clearance/Hintermast.....4 m
 Cap.de charge (répartie)/Load capacity/Ladefähigkeit..800 kg
 Type/Material/Matériau.....Bâche M2, Tarpaulin M2, Plane